



Cinematography

Film Study 1 – Ms. Jones

From *Looking at Movies* by Barsam and Monahan

What is cinematography?

- Cinematography is the process of capturing moving images on film or a digital storage device.
- The word comes to us from three Greek roots—*kinesis*, meaning “movement”; *photo*, meaning “light”; and *graphia*, meaning “writing”—but the word was coined only after motion pictures themselves were invented.

The Director of Photography

- "...representing the mise-en-scene on film or video."
- "the director of photography is the primary person responsible for transforming the other aspects of moviemaking into moving images."
- Story/screenplay → Director → Cinematographer (DP)

Shot, Take, Setup

- The three key terms used in shooting a movie are shot, take, and setup.
 - **Shot** – one uninterrupted run of the camera
 - **Take** – refers to the number of times a particular shot is taken
 - **Setup** – one camera position and everything associated with it

Production Process

- The cinematographer's responsibilities for each shot and setup (as well as for each take) fall into four broad categories:
 - Cinemagraphic properties of the shot (film stock, lighting, lenses)
 - Framing the shot (proximity to the camera, depth, camera angle and height, scale, camera movement)
 - Speed and length of the shot
 - Special effects

Lighting (Review)

- Source
 - Natural and/or Artificial
- Quality
 - Hard or Soft
- Direction
 - Three-point Lighting (key, fill, back)
- Color
 - The human eye is different than a camera

Three-Point Lighting

Back Light picks out subject from its background



Fill Light from the opposite side ensures the key light only casts faint shadows

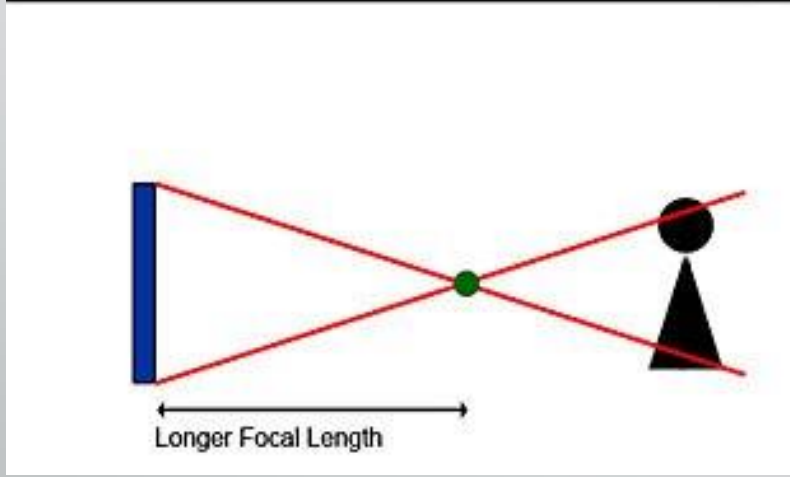
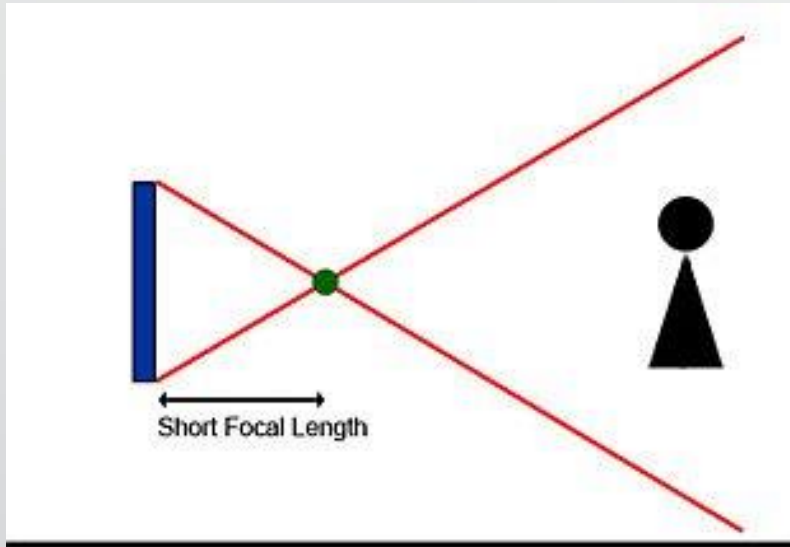
Key Light highlights the object



Camera

Lenses

- **Short-focal-length lens** (aka wide-angle lens, starting at 12.5mm)
 - Makes objects look further away than they actually are
 - Movement from background to foreground may appear faster
- **Long-focal-length lens** (aka telephoto lens, range from 85mm-500mm)
 - Makes objects look closer (or flatter) than they actually are
- **Middle-focal-length lens** (aka normal lens, range from 35mm-50mm)
- **Zoom Lens** (aka variable focal-length lens)



12mm



24mm



50mm



100mm



200mm

Lenses

- **Depth of Field**
 - Cinematography must decide what **planes** or areas of the image will be in focus
 - Short-focal-length lens permit many or all planes to be in focus
- **Rack Focus** (shift focus, select focus, pull focus)
 - Shifting focus from one plane to another
 - <https://youtu.be/NRMUbjl3grY>





Framing the Shot

- Aspect Ratios

- 1.33:1 Academy (35mm flat)
- 1.85 American Widescreen (35mm flat)
- 2.2:1 Superpanovision (70mm flat)
- 2.35:1 Panavision and CinemaScope (35mm anamorphic)
- 2.75:1 Ultra Panavision (70mm anamorphic)





- 2.39:1
- 1.85:1
- 1.78:1
- 1.375:1

<https://www.youtube.com/watch?v=3CgrMsjGk7k>

Framing the Shot

- Shot Types
 - Extreme long shot (XLS or ELS), long shot (LS), medium long shot (MLS), medium shot (MS), medium close-up (MCU), close-up (CU), extreme close-up (XCU or ECU)
 - Two-shot or three-shot
 - Draw an example of each shot on a separate sheet of paper



Long Shot



Medium Long Shot



Medium Shot



Extreme Long Shot

Medium Close-Up



Close-Up




Extreme Close-Up

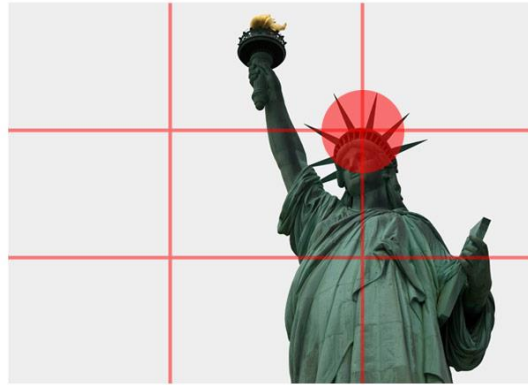


Medium Close-Up




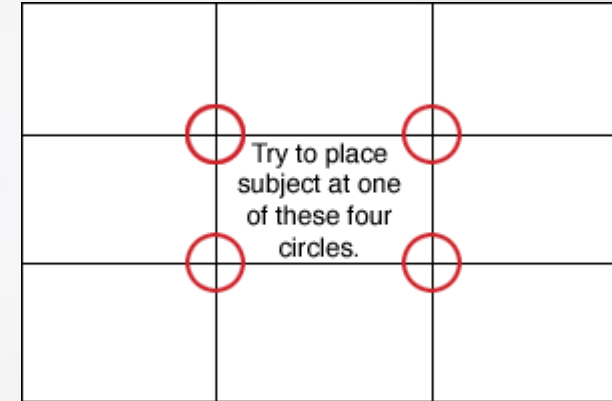


Central Focal Point

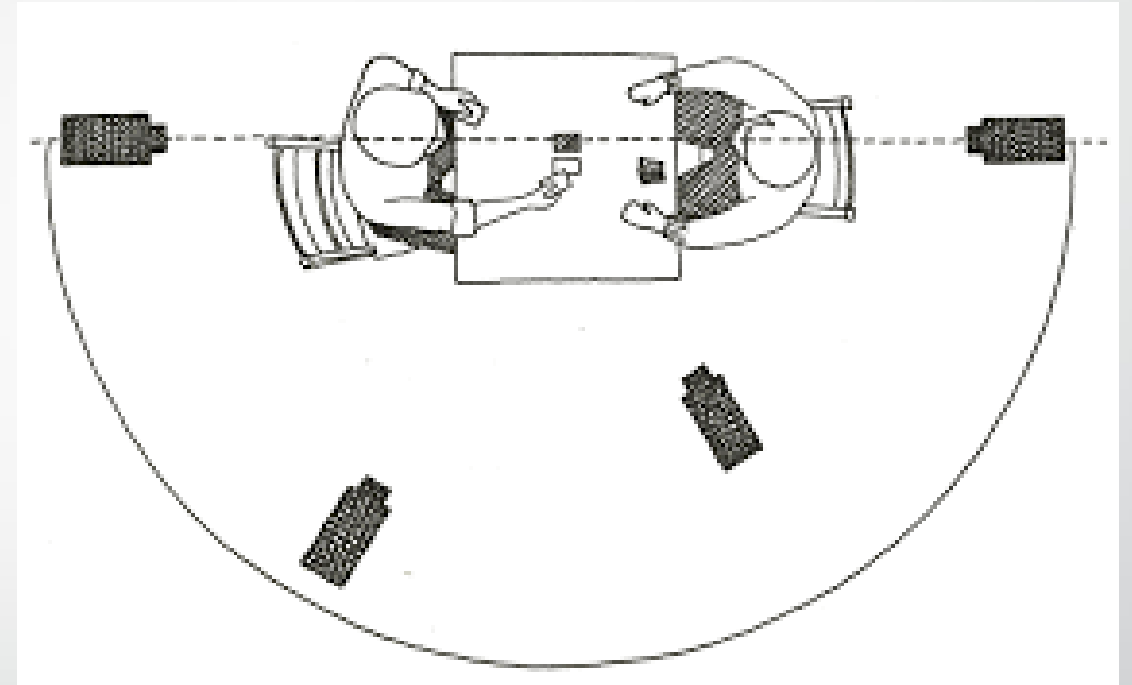
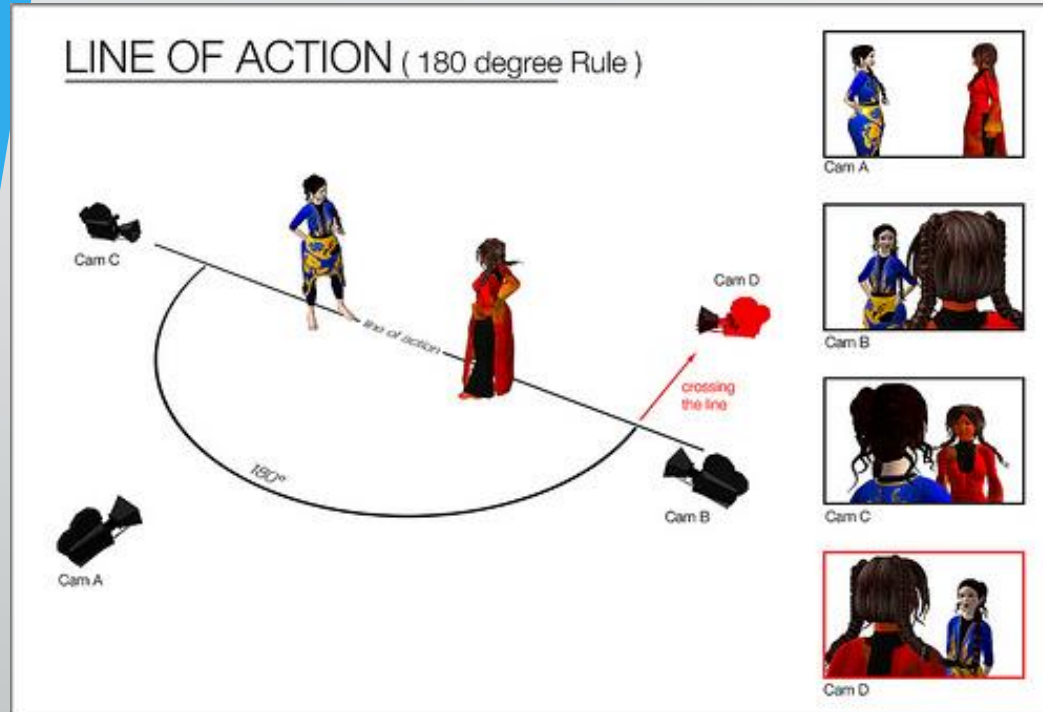


Focal Point Using
The Rule Of Thirds

Rule of Thirds



180 Degree Rule



<https://www.youtube.com/watch?v=Bba7raSvvRo>

Camera Angle and Height

- Eye Level
- High-angle shot
- Low-angle shot
- Dutch-angle shot
- Aerial-view shot
 - bird's-eye-view shot



Camera Movement

- Pan shot
- Tilt shot
- Dolly or Tracking shot
- Crane or Boom Shot
- Zoom
 - “vertigo shot”
- Handheld camera
- Steadicam



POV

- Omniscient
- Single Character
- Group

Speed

- Slow motion <https://youtu.be/R6f8zgpBvfo>
- Fast motion <https://youtu.be/XPxmlKjKLSQ>

Length of a Shot

- Long take <https://youtu.be/OJEEVtqXdK8>
- Short take

*An average shot is about 10 – 12 seconds. A long take is anywhere from 1 – 10 **mins.***

Special Effects (SPFX or FX)

- Until the 1960s:
 - In-camera effects
 - Mechanical effects
 - Laboratory effects
- Post 1960s:
 - All old effects plus...
 - Computer-Generated Imagery (CGI)

How much do you see??

- [Movie Trailer](#)